LINK.PLACE.LIVE
ACTIVE STREETS VIBRANT PRECINCTS

Smart Cities + Transport

Sara Stace

twitter @sara_stace

www.linkplace.com.au

Can smart cities resolve?

LINK.PLACE.LIVE
ACTIVE STREETS VIBRANT PRECINCTS

‘Wicked problems’

- Planning + delivery
- Traffic congestion
- Unaffordable housing
- Entrenched disadvantage
- Demographic change

Compounded by

- Dependency ratio
- Obesity + health
- Climate change
- Depleted resources
- Technology change

+8 million people by 2036

LINK.PLACE.LIVE
ACTIVE STREETS VIBRANT PRECINCTS

An additional 17.9 Canberras



Or an additional 3.0 Brisbanes

Or an additional 1.6 Melbournes

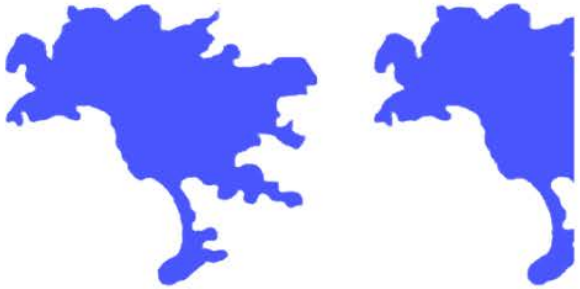

Or an additional 3.4 Perths

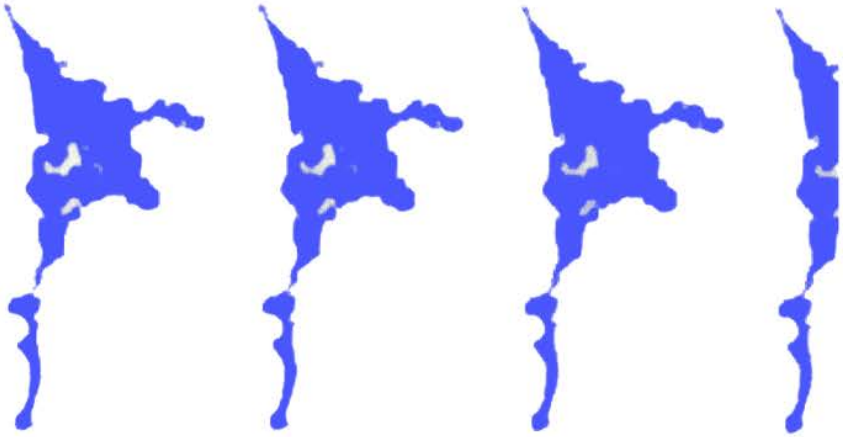

Or an additional 1.2 Sydneys

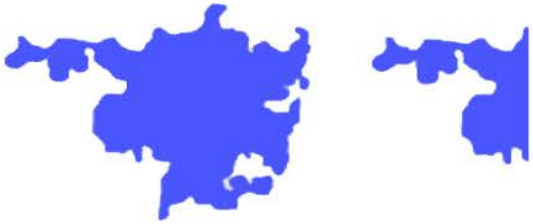

Increasing density

LINK.PLACE.LIVE
ACTIVE STREETS VIBRANT PRECINCTS

Melbourne
4.3 million in 2013
6.1 million by 2031
8.6 million by 2061

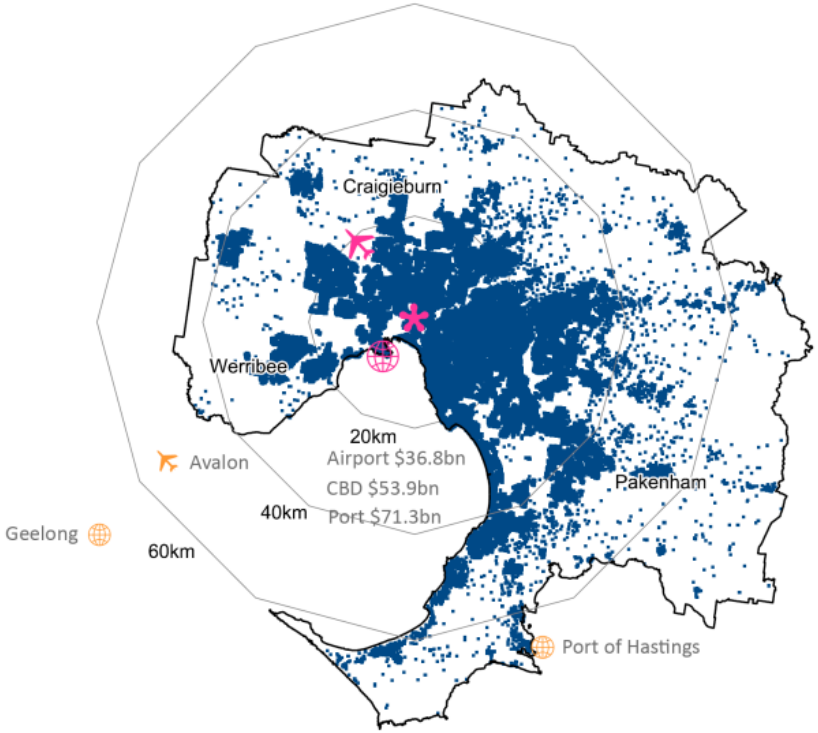

Sydney
4.8 million in 2013
6.1 million by 2031
8.5 million by 2061

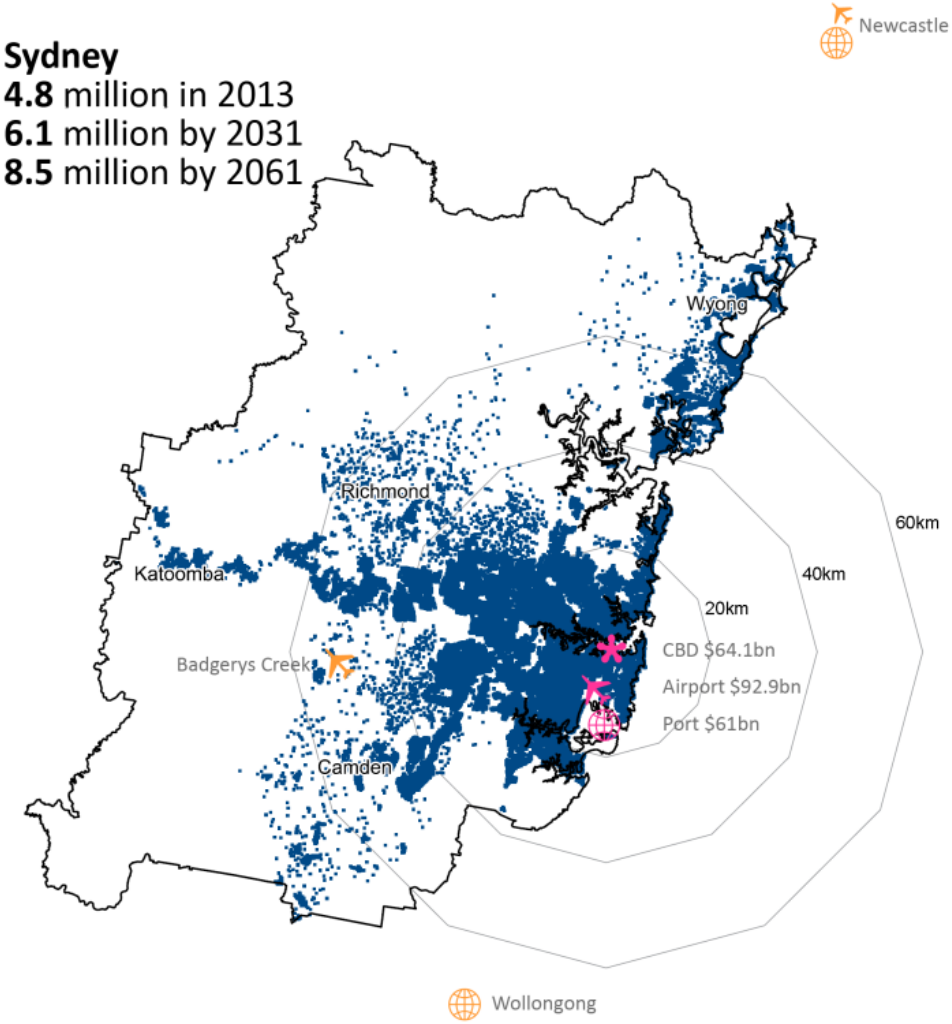

Space efficiency

70 people moved by:

Public Transport

Cycle + Walk

Car

Photo by Cycling Promotion Fund, Canberra

Autonomous Vehicles

LINK.PLACE.LIVE
ACTIVE STREETS VIBRANT PRECINCTS

Functions

- Drone delivery
- Freight trucks + vans
- Buses + trains
- Robot taxis
- Private cars

Issues to resolve

- Regulation + Pricing
- Private vs Public ownership
- Efficiency (esp road + parking space)

Driverless Cars/ Robot Taxis

LINK.PLACE.LIVE
ACTIVE STREETS VIBRANT PRECINCTS

Ownership of will be on a spectrum between:

CArmageddon	AUtopia
100% private	**100% shared**
• Cheap to buy	• Robot taxis
• 4 cars per household	• Fleet reduced
• ½ trips empty	• Less street parking
• All travel by car	• Road space for other uses (trees, cyclepaths)
• Sedentary lifestyles	• More walk + cycle
• Lose public transport	

Carmageddon

LINK.PLACE.LIVE
ACTIVE STREETS VIBRANT PRECINCTS

Private Cars (now)

Private Driverless Cars (future)

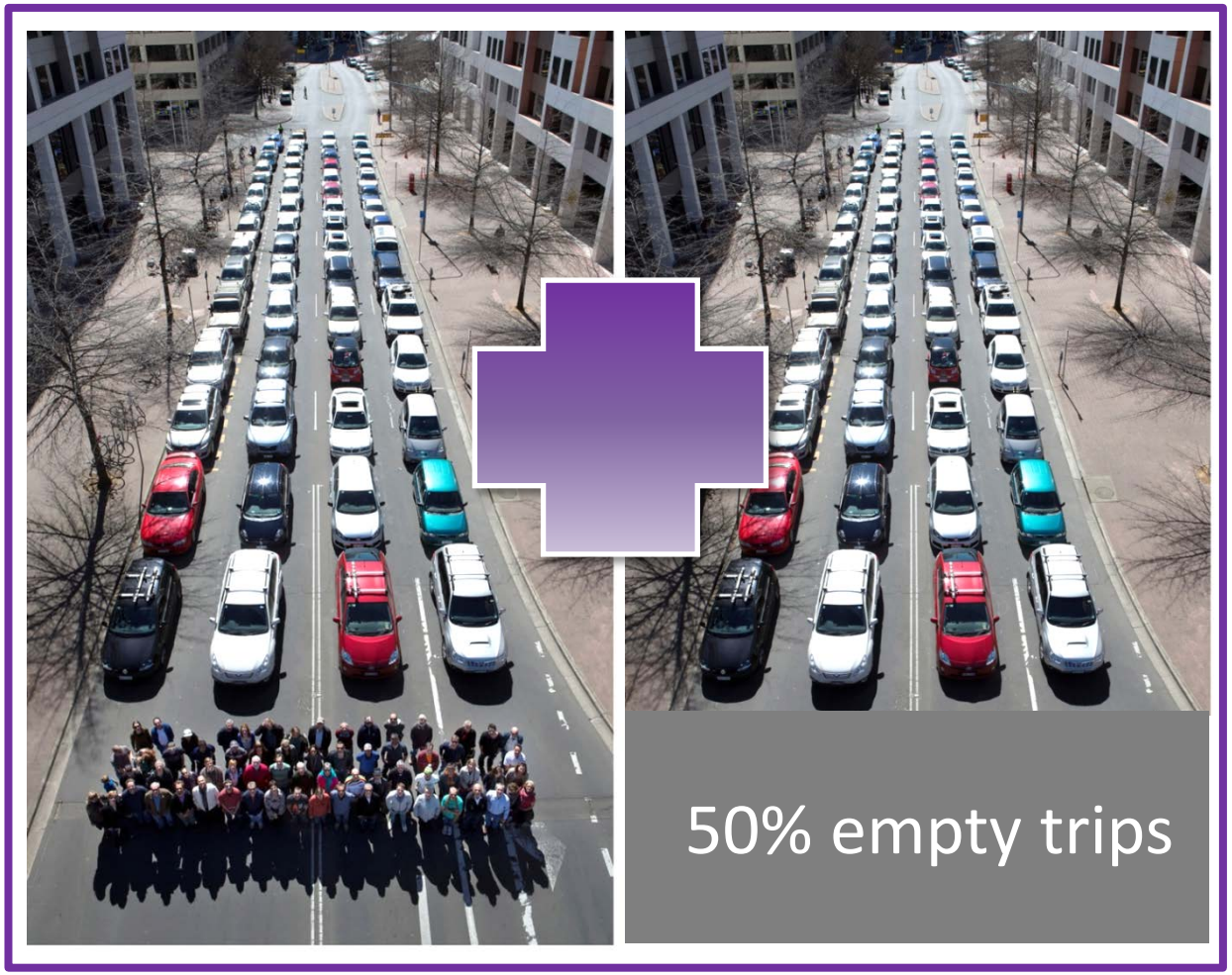

Photo by Cycling Promotion Fund, Canberra

Carmageddon



Wall-E film

Driverless Cars/ Robot Taxis

LINK.PLACE.LIVE
ACTIVE STREETS VIBRANT PRECINCTS

Ownership of will be on a spectrum between:

CArmageddon	AUtopia
100% private	**100% shared**
• Cheap to buy	• Robot taxis
• 4 cars per household	• Fleet reduced
• ½ trips empty	• Less street parking
• All travel by car	• Road space for other uses (trees, cyclepaths)
• Sedentary lifestyles	• More walk + cycle
• Lose public transport	

Autopia

LINK.PLACE.LIVE
ACTIVE STREETS VIBRANT PRECINCTS

Public Transport

Cycle + Walk

Robot Taxis



Photo by Cycling Promotion Fund, Canberra

+8 million people by 2036

LINK.PLACE.LIVE
ACTIVE STREETS VIBRANT PRECINCTS

An additional 17.9 Canberras



Or an additional 3.0 Brisbanes

Or an additional 1.6 Melbournes

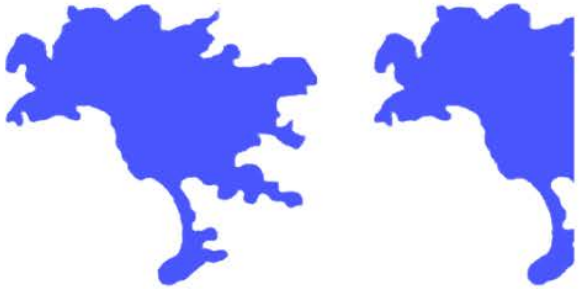

Or an additional 3.4 Perths

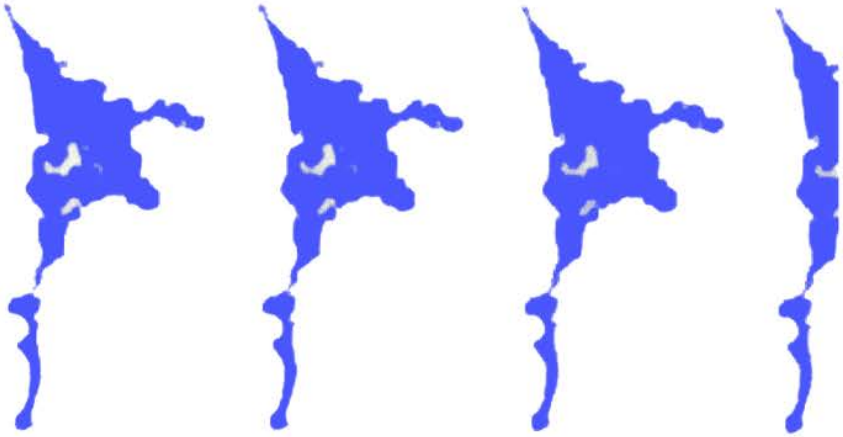
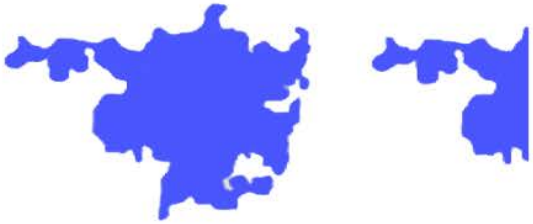
Or an additional 1.2 Sydneys